FLUID DISPENSING TECHNOLOGY

FLUID DOSING COMPONENTS



FLUID DOSING SYSTEMS AND INTEGRATED SOLUTIONS



MACHINES FOR FLUID DOSING AND TREATMENT



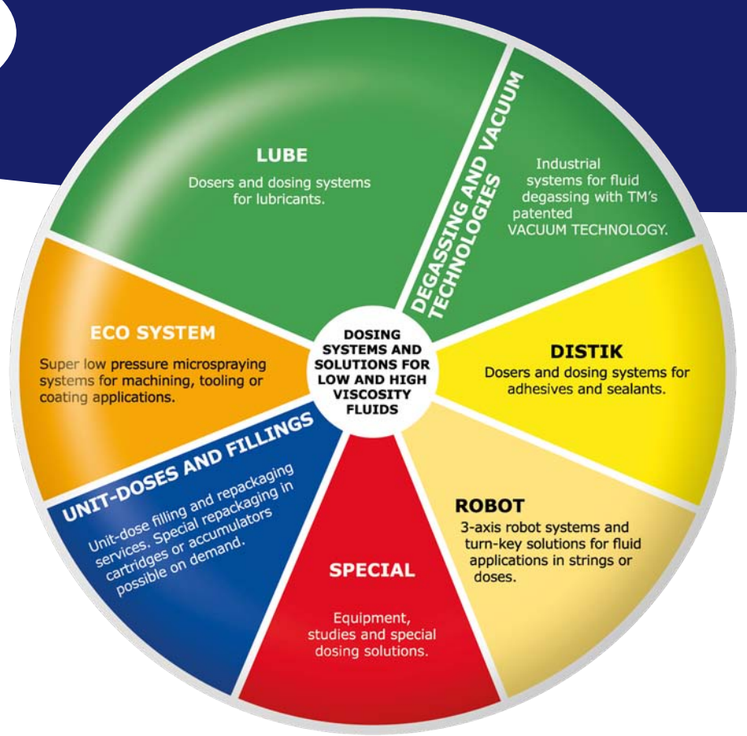

TM reserves the right to change technical data, pictures or technical descriptions without prior notice.

TM srl • Via Cicogna 12-14
40068 San Lazzaro di Savena (BO) Italy
Tel. +39 051 6511012 • Fax: +39 051 796966
E-mail: tm-italia@tm-italia.it • www.tm-italia.it

FLUID DISPENSING TECHNOLOGY

ON-OFF DISPENSING VALVES FOR HIGH PRESSUREWITH SUCK-BACK DEVICE

VAP



LUBE

DISTIK

VAP – ON OFF VALVES FOR HIGH PRESSURE WITH SUCK-BACK DEVICE

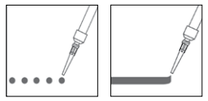

Suitable for the following products:

Oils and lubricant greases, assembling pastes, low, mid and high viscosity fluids.

The dispensing valves **VAP** model are used for dosing of fluids with extreme flexibility of use. They are pneumatic on/off valves designed for dispensing lubricants, silicones or resins with precision and accuracy. The particular mechanics of the VAP valves adds the suction effect when closing the valve, this is of great help in case of viscous, sticky or stringy products in order to detach any thread that the product may tend to make.**VAP** valves are normally used as dispensing heads in volumetric systems that integrate continuous dosers like gear or screw types and mounted in pairs on special manifolds, for the dispensing heads with suck back effect for two-component resins.The particular conception of these dispensing valves makes them particularly robust and able to satisfy the most demanding production needs such as the metering of resins, liquid gaskets with sealant or the filling of mechanical components with high viscosity fluids.

The on-off dispensing valves model VAP guarantee:
- **minimum and constant product quantities**
- **high dosing precision**
- **objectification of doses and cycles**
- **repeatability and reliability**
- **control of the process**
- **increase in quality**
- **increase in productivity**
- **clean components and machines**
- **product saving**
- **reduction of utilities consumption**
- **reduction of cycle time**
- **reduction of scrapped parts**
- **high constructive sturdiness**



Technical Code	Commercial Code	Description
G00002578	**VAP05**	**HIGH PRESSURE VALVE VAP05 APRP** Pneumatic on-off valves with Ø5 stem for dispensing continuous curbs or points, manageable through a T-P (Time-Pressure) system. 1/4 "gas product inlet and outlet. Suction at the end of the dispensing to reduce the thread in case of viscous products.Unless volumetric systems are implemented, the curb dispensed depends from regulation of the inlet pressure and opening time of the valve, therefore it is subject to variations according to the environmental conditions and the viscosity of the product. The eventual integration of the valve with a 4-5m hose and an inlet flow regulator can reduce the sensitiveness of the system against pressure changes and produce a satisfactory dispensing according to uniformity and constancy of curb. To obtain an even more constant dosing, regardless of the environmental conditions, it is possible to provide a thermostated or air-conditioned enclosure (cabinet) for the feeding unit. In presence of products with a tendency to dry, reticulate or polymerize (e.g. resins) it will be necessary, during work breaks, to provide for the immersion of the terminal nozzle in neutral oil or its occlusion with a special removable cap which will be removed when the work cycle is resumed. In case of products with a short pot life (e.g. two-component resins), it may be necessary to automatically and periodically purge the nozzle. To obtain the push and the dispensing speed, it is recommended to provide a pneumatic feeding of the dispenser at 10bar, instead of the normal 6bar. The vernier of the valve allows the adjustment of the suction effect but not of the flow rate. Approx. weight: 600 gr.
G00002432	**VAP08**	**HIGH PRESSURE VALVE VAP08 ON-OFF** Pneumatic on-off valves with Ø8 stem for dispensing continuous curbs or points, manageable through a T-P (Time-Pressure) system. 1/4 "gas product inlet and outlet. Suction at the end of the dispensing to reduce the thread in case of viscous products.Unless volumetric systems are implemented, the curb dispensed depends from regulation of the inlet pressure and opening time of the valve, therefore it is subject to variations according to the environmental conditions and the viscosity of the product. The eventual integration of the valve with a 4-5m hose and an inlet flow regulator can reduce the sensitiveness of the system against pressure changes and produce a satisfactory dispensing according to uniformity and constancy of curb. To obtain an even more constant dosing, regardless of the environmental conditions, it is possible to provide a thermostated or air-conditioned enclosure (cabinet) for the feeding unit. In presence of products with a tendency to dry, reticulate or polymerize (e.g. resins) it will be necessary, during work breaks, to provide for the immersion of the terminal nozzle in neutral oil or its occlusion with a special removable cap which will be removed when the work cycle is resumed. In case of products with a short pot life (e.g. two-component resins), it may be necessary to automatically and periodically purge the nozzle. To obtain the push and the dispensing speed, it is recommended to provide a pneumatic feeding of the dispenser at 10bar, instead of the normal 6bar. The vernier of the valve allows the adjustment of the suction effect but not of the flow rate. Approx. weight: 600 gr.

SPARE PARTS KIT	**VAP05**	**G00002755**	RECONDITIONMENT CODE	**VAP05**	**R000G2578**
SPARE PARTS KIT	**VAP08**	**G00003521**	RECONDITIONMENT CODE	**VAP08**	**R000G2432**

EXAMPLES OF SYSTEMS



Example of a pair of VAP valves used as a dispensing head for methyl methacrylate two-component resin with microdosing of 0.07cc. The product is very streamlined and the effect of suction successfully helps to reduce inertia generated by the product inside the static mixer.



Example of a two-component head with a pair of VAP valves on manifold with a special CLAMP solution for quick disassembly and cleaning of the system. Also note the presence of VSF-PZ flow sensors integrated on the head of the VAP valves to detect the dosages at each dosing cycle.



Example of VAP valves installed on a two-component volumetric system.

APPLICATION EXAMPLES





Use of on-off valves as dosing heads on volumetric systems.

OPTIONAL ACCESSORIES



Technical Code	Commercial Code	Description
G00000266	VSF	Flow sensor ON/OFF **Suitable for VAP05 and VAP08**
G00003440	VSFAP1/4" ON/OFF	High flow sensor 1/4" ON/OFF**Suitable for VAP05 and VAP08**



Technical Code	Commercial Code	Description
G00003086	AIVP	Standard pneumatic vertical handle
G00003087	AIVPSF	Pneumatic vertical handle with VSF sensor
G00003686	AIVPPZO	Pneumatic vertical handle with PZ sensor for oils
G00003904	AIVE	Standard electric vertical handle
G00003090	AIVESF	Electric vertical handle with VSF sensor
G00003687	AIVEPZO	Electric vertical handle with PZ sensor for oils



Technical Code	Commercial Code	Description
G00000418	ASMVAP	Activation control for dosers VVAP, VVAPDV VVFR, VAP and VAPDV. It verifies the doser activation and the pneumatic piston movement, at each cycle



Technical Code	Commercial Code	Description
G00000750	AIPEV	Gun handle electrically operated
G00000307	AIPPV	Gun handle pneumatically operated